

Dirty Taxi Live Rosin Cart

Sample ID: BIA251124S0704
Strain: manu0088-f-dt-ra-111425
Harvest Lot:
Matrix: Concentrates & Extracts
Type: Live Rosin
Sample Size: 1 units
Lot#:

Produced:
Collected:
Received: 11/24/2025
Completed: 12/05/2025
Batch#: manu0088-f-dt-ra-111425

Client:
NECP [Hash Co VT.]
Lic. # manu0088
 398 Highgate Commons Plaza Road
 Saint Albans, VT 05478



Summary

Test	Date Tested	Result
Sample		Complete
Cannabinoids	11/24/2025	Complete
Terpenes	12/01/2025	Complete
Microbials	12/05/2025	Complete

Cannabinoids

Completed

79.24%						0.49%						87.56%					
Total THC						Total CBD						Total Cannabinoids					
Analyte	LOQ	Results	Results	Mass	Mass	Analyte	LOQ	Results	Results	Mass	Mass	Analyte	LOQ	Results	Results	Mass	Mass
	%	%	mg/g	mg/mL	mg/container		%	%	mg/g	mg/mL	mg/container		%	%	mg/g	mg/mL	mg/container
CBDVa	0.0000	<LOQ	<LOQ			CBCVa	0.0000	<LOQ	<LOQ			CBCVa	0.0000	<LOQ	<LOQ		
CBDV	0.0000	<LOQ	<LOQ			CBNa	0.0000	<LOQ	<LOQ			CBNa	0.0000	<LOQ	<LOQ		
CBDa	0.0001	0.29	2.9			Δ9-THC	0.0001	62.28	622.8			Δ9-THC	0.0001	62.28	622.8		
CBGa	0.0001	1.23	12.3			Δ8-THC	0.0000	<LOQ	<LOQ			Δ8-THC	0.0000	<LOQ	<LOQ		
CBG	0.0001	1.25	12.5			Δ10-THC*	0.0000	0.22	2.2			Δ10-THC*	0.0000	0.22	2.2		
CBD	0.0001	0.24	2.4			CBL	0.0001	<LOQ	<LOQ			CBL	0.0001	<LOQ	<LOQ		
THCV	0.0000	1.15	11.5			CBC	0.0000	0.60	6.0			CBC	0.0000	0.60	6.0		
CBLV	0.0000	<LOQ	<LOQ			THCa	0.0001	19.35	193.5			THCa	0.0001	19.35	193.5		
CBCV	0.0000	<LOQ	<LOQ			CBCa	0.0001	0.46	4.6			CBCa	0.0001	0.46	4.6		
THCVa	0.0000	0.50	5.0			CBLa	0.0001	<LOQ	<LOQ			CBLa	0.0001	<LOQ	<LOQ		
CBN	0.0001	<LOQ	<LOQ			Total THC		79.24	792.44			Total THC		79.24	792.44		
						Total CBD		0.49	4.95			Total CBD		0.49	4.95		
						Total		87.56	875.58	0.00	0.00	Total		87.56	875.58	0.00	0.00

Analyst: 056

Cannabinoids Methodology: High Performance Liquid Chromatography (HPLC) using PerkinElmer FLEXAR™ with Photo Diode Array Detector (PDA)

Total CBD and total THC are calculated values, to account for assumed decarboxylation from the acid form (THCA or CBDA) to the neutral form, causing weight loss of the acid group. These values are calculated as follows:

$$\text{Total THC} = (\text{THCA} \times 0.877) + \Delta 9\text{-THC}$$

$$\text{Total CBD} = (\text{CBDA} \times 0.877) + \text{CBD Reagent}$$

Blanks: < LOQs for all analytes

LOQ = The lowest quantity that this method can reliably detect. Any cannabinoid that was not detected is assumed to be less than the stated LOQ (<LOQ).

All results reflect dry weight of material, based on % moisture of the sample.

Measurement of Uncertainty (MU): the parameter, associated with the result of a measurement, that characterizes the dispersion of the values that could reasonably be attributed to the particular quantity subject to measurement. Δ9-THC MU = ±0.005% Total THC MU = ±0.007%

All other cannabinoid MU values are available upon request.

All moisture and water activity analysis is determined by dewpoint measurement using an AQUALAB water activity meter.

*The result is the sum of delta-10 isomers.




Luke Emerson-Mason
 Laboratory Director
 12/05/2025

Confident LIMS
 All Rights Reserved
coa.support@confidentlims.com
 (866) 506-5866
www.confidentlims.com



Dirty Taxi Live Rosin Cart

Sample ID: BIA251124S0704
Strain: manu0088-f-dt-ra-111425
Harvest Lot:
Matrix: Concentrates & Extracts
Type: Live Rosin
Sample Size: 1 units
Lot#:

Produced:
Collected:
Received: 11/24/2025
Completed: 12/05/2025
Batch#: manu0088-f-dt-ra-111425






Client
NECP [Hash Co VT.]
Lic. # manu0088
 398 Highgate Commons Plaza Road
 Saint Albans, VT 05478

Terpenes

Completed

Analyte	LOQ	Results	Results
	mg/g	mg/g	%
Ocimene	0.010	4.348	0.435
Limonene	0.010	4.329	0.433
β-Myrcene	0.010	2.956	0.296
α-Pinene	0.010	2.699	0.270
β-Caryophyllene	0.010	2.012	0.201
β-Pinene	0.010	1.779	0.178
Linalool	0.010	1.136	0.114
Camphene	0.010	0.831	0.083
α-Humulene	0.010	0.756	0.076
Terpinolene	0.010	0.450	0.045
γ-Terpinene	0.010	0.096	0.010
Eucalyptol	0.010	0.035	0.003
α-Terpinene	0.010	0.033	0.003
α-Bisabolol	0.010	0.026	0.003
Geraniol	0.010	0.024	0.002
3-Carene	0.010	0.022	0.002
Guaiol	0.010	0.014	0.001
Caryophyllene Oxide	0.010	<LOQ	<LOQ
cis-Nerolidol	0.010	<LOQ	<LOQ
Isopulegol	0.010	<LOQ	<LOQ
p-Cymene	0.010	<LOQ	<LOQ
trans-Nerolidol	0.010	<LOQ	<LOQ
Total		21.545	2.155

Primary Aromas

 Earthy	 Orange	 Hops	 Pine	 Cinnamon
-----------------------------------------------------------------------------------------------	-----------------------------------------------------------------------------------------------	---------------------------------------------------------------------------------------------	-----------------------------------------------------------------------------------------------	---------------------------------------------------------------------------------------------------

Analyst: 052

LOQ = The lowest quantity this method can reliably detect. Any terpene that was not detected is assumed to be less than the stated LOQ (<LOQ).

Terpene Methodology: Headspace Sampler, Gas Chromatography-Mass Spectrometry (GC-MS), using Perkin Elmer Clarus® SQ8 GC MS

Reagent Blanks: < LOQs for all analytes

All results reflect dry weight of material, based on % moisture of the sample.

All moisture and water activity analysis is determined by dewpoint measurement using an AQUALAB water activity meter.




Luke Emerson-Mason
 Laboratory Director
 12/05/2025

Confident LIMS
 All Rights Reserved
coa.support@confidentlims.com
 (866) 506-5866
www.confidentlims.com





Dirty Taxi Live Rosin Cart

Sample ID: BIA251124S0704
Strain: manu0088-f-dt-ra-111425
Harvest Lot:
Matrix: Concentrates & Extracts
Type: Live Rosin
Sample Size: 1 units
Lot#:

Produced:
Collected:
Received: 11/24/2025
Completed: 12/05/2025
Batch#: manu0088-f-dt-ra-111425

Client
NECP [Hash Co VT.]
Lic. # manu0088
398 Highgate Commons Plaza Road
Saint Albans, VT 05478

Pathogens

Completed

Pathogens	LOD	Results
	CFU/g	CFU/g
Aspergillus	5	Not Detected
Shiga Toxin E. Coli	5	Not Detected
Salmonella SPP	5	Not Detected

Analyst: 049

Test Methodology: Bio-Rad IQ-Check PCR Kits

cfu/g = colony forming units per gram

LOD = The lowest quantity that this method can reliably detect. Any microbial growth that was not detected is assumed to be less than the stated LOD (<LOD).

Reagent Blanks: <LOD for all analytes



Luke Emerson-Mason
Laboratory Director
12/05/2025

Confident LIMS
All Rights Reserved
coa.support@confidentlims.com
(866) 506-5866
www.confidentlims.com

